

SPECIFICATIONS

Electrical Ratings	50mA @ 24VDC
Electrical Life	500,000 cycles typical
Contact Resistance	< 50 mΩ initial
Actuation Force	160 +/- 100gF
Actuator Travel	0.5 +/- .2mm
Dielectric Strength	1000Vrms min
Insulation Resistance	> 100MΩ min
Operating / Storage Temperature	-40°C to 85°C



Bi-colored, SMT

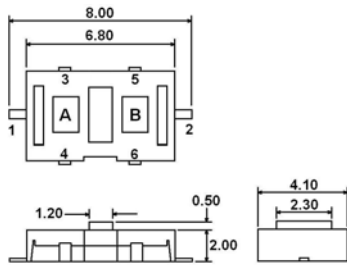
MATERIALS ←RoHS COMPLIANT

Actuator	LCP – Liquid Crystal Polymer
Housing	Nylon 9T
Base	LCP – Liquid Crystal Polymer
Contacts	Phosphor Bronze, Silver Plated
Terminals	Brass, Silver Plated

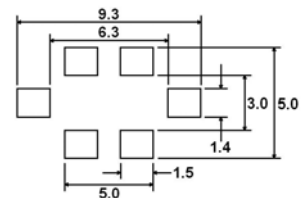
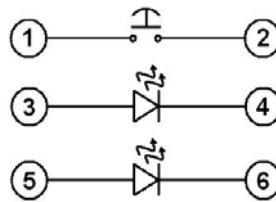
ORDERING INFORMATION

1. Series:	NL	R	G
2. First LED Color:	R = Red G = Green Y = Yellow B = Blue W = White		
3. Second LED Color:	R = Red G = Green Y = Yellow B = Blue W = White		

DIMENSIONS



SCHEMATIC & PC LAYOUT



LED SPECIFICATIONS

LED Ratings		Value					Units
		R	G	Y	B	W	
Reverse Voltage	V _R	5	5	5	5	5	V
Forward Current (avg / peak)	I _F / I _{FS}	30 / 125	30 / 125	30 / 125	30 / 125	30 / 125	mA
Reverse Current V _R = 5V	I _R	10	10	10	10	10	μA
Power Dissipation	P _T	69	81	81	81	120	mW
Forward Voltage (typ. / max), I _F = 20mA	V _F	1.8 / 2.3	2.2 / 2.7	2.2 / 2.7	3.5 / 3.8	3.5 / 4.0	V
Wavelength, Peak Emmission, I _F = 20mA	λ _P	660	565	585	470	N/A	nm
Spectral Line Half-Width, I _F = 20mA	Δλ	24	30	35	25	40	nm
Luminous Intensity, I _F = 20mA	LI	4	6	6	110	180	mcd
Viewing Angle	Θ	150	150	150	150	165	Deg